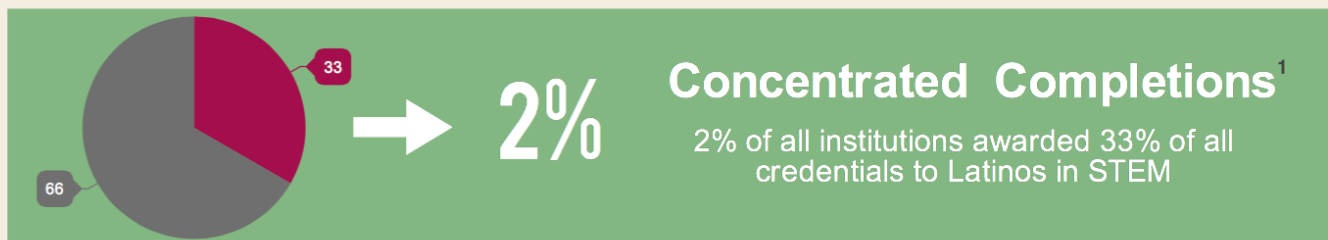



Finding Your Workforce: Latinos in STEM

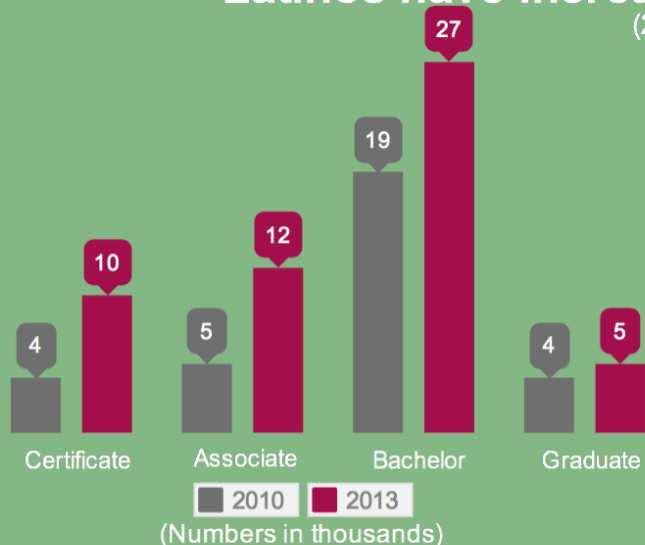
STEM = Science, Technology, Engineering, & Mathematics



Latinos are more likely to be employed in service than professional occupations²



Latinos have increased credentials in STEM³
(2010-2013)



Percent growth

- 160% Certificates
- 138% Associate degrees
- 44% Bachelor degrees
- 74% Graduate degrees

Latinos are more likely to be employed in lower paying occupations⁴

Professional

Architectural & Engineering Manager
Computer & Information Systems Manager
Petroleum Engineer

OVER \$120,000

Service

Computer Support Specialist
Electrical & Electronic Engineering Technician
Mechanical Engineering Technician

\$40,000-\$75,000

For the full publication, please see:

Excelencia in Education. (2015). *Finding Your Workforce: Latinos in STEM*. Washington, D.C.: *Excelencia in Education*.

Sources:

- Excelencia in Education* analysis of NCES, IPEDS, 2012-13 Completion Survey.
- Bureau of Labor Statistics. *Employed Persons by detailed occupation*. 2015.
- Excelencia in Education* analysis of NCES, IPEDS, 2009-10 and 2012-13 Completions Surveys.
- Bureau of Labor Statistics. *Employment by wages by STEM occupation*. 2014.



EdExcelencia
@EdExcelencia
www.EdExcelencia.org