

LATINO COLLEGE COMPLETION: MICHIGAN –2023

For the U.S. to regain the top ranking in the world for college degree attainment, Latinos will need to earn 6.2 million degrees by 2030.¹

FAST FACTS

STATE RANKING:

Michigan had the **20th largest Latino population** in the U.S.

K-12 POPULATION:

In Michigan, **9%** of the K-12 population was **Latino**.²

POPULATION:

In Michigan, **6%** of the population was **Latino**.²

MEDIAN AGE:

The median age of **Hispanics** in Michigan was **27**, compared to **43** for **White non-Hispanics**.²




ENROLLMENT:

In Michigan, **22%** of **Hispanics** (ages 18 to 34) were enrolled in higher education, compared to **23%** of **White non-Hispanics**.²

DEGREE ATTAINMENT:

In Michigan, **30%** of **Hispanic adults** (25 and older) had earned an associate degree or higher, compared to **43%** of **White non-Hispanic adults**.²

Hispanic Adults = 3.0 of 10



White Adults = 4.3 of 10

To reach the degree attainment goal by 2030, the U.S. can: close the degree completion gap by accelerating Latino completion while increasing for all students and scale up programs and initiatives that work for Latino, and all, students. The following demographics, institutional data, and practices inform Latino degree attainment.

ENROLLING: Top 5 Institutions (Hispanic Undergraduates) in Michigan, 2021-22

	Institution	Sector	Grand Total	Hispanic Total	% Hispanic
1	University of Michigan-Ann Arbor	Public, 4-year	32,063	2,352	7%
2	Michigan State University	Public, 4-year	38,424	2,344	6%
3	Grand Rapids Community College	Public, 2-year	11,244	1,689	15%
4	Western Michigan University	Public, 4-year	14,286	1,208	8%
5	Grand Valley State University	Public, 4-year	19,239	1,208	6%

ASSOCIATE DEGREES: Top 5 Institutions Awarding to Hispanics in Michigan, 2020-21

	Institution	Sector	Grand Total	Hispanic Total	% Hispanic
1	Grand Rapids Community College	Public, 2-year	1,393	152	11%
2	Lansing Community College	Public, 2-year	1,157	93	8%
3	Washtenaw Community College	Public, 2-year	1,293	90	7%
4	Oakland Community College	Public, 2-year	1,644	67	4%
5	Delta College	Public, 2-year	911	66	7%

BACHELOR DEGREES: Top 5 Institutions Awarding to Hispanics in Michigan, 2020-21

	Institution	Sector	Grand Total	Hispanic Total	% Hispanic
1	University of Michigan-Ann Arbor	Public, 4-year	7,995	495	6%
2	Michigan State University	Public, 4-year	9,245	397	4%
3	Grand Valley State University	Public, 4-year	4,543	256	6%
4	Western Michigan University	Public, 4-year	3,528	193	5%
5	Wayne State University	Public, 4-year	3,959	185	5%

NOTE: We use the terms Latino and Hispanic interchangeably in this factsheet.

Source: *Excelencia in Education* analysis using U.S. Department of Education, National Center for Education Statistics (NCES), Integrated Postsecondary Education Data System (IPEDS), 2021 Fall Enrollment, Graduation Rates Survey and Institutional Characteristics Survey.

¹ Projections to 2030: *Excelencia in Education*. (2020). Ensuring America's Future: Benchmarking Latino College Completion to 2030. *Excelencia in Education*. Washington, D.C.

² U.S. Census Bureau, 2021 American Community Survey 1-Year Estimates

Michigan Gap in Degree Completion

Closing the degree completion gap can be tracked by the 4 measures shown below. Alone, none of these measures capture the entire “story” of degree completion. However, in combination, they provide a useful picture of the gap in degree attainment between Hispanic and White non-Hispanic cohorts in a single year.

Graduation Rate — Total percentage of students who graduated within 150% of normal time for first-time, full-time freshmen. This incorporates students that graduated in 3 years at two-year institutions, or in 6 years at four-year institutions.

Transferred to Another Institution — Percentage of students that transferred to another institution and did not complete a degree.

Still Enrolled — Percentage of students that are still enrolled at the point of 150% normal time to completion.

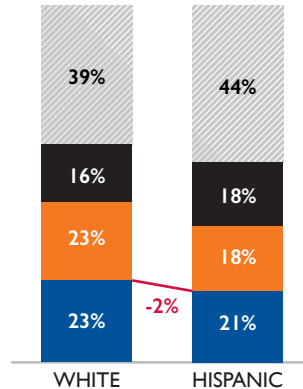
No Longer Enrolled — Percentage of students that are no longer enrolled at the point of 150% normal time to completion.

DEGREE OUTCOMES

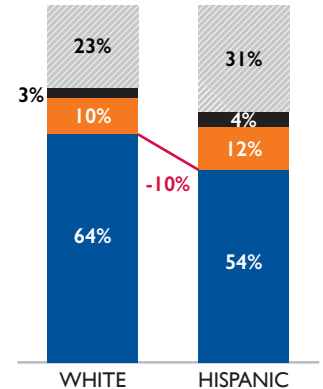
At two-year institutions, Hispanics' graduation rate was **2%-points lower** than that of their White non-Hispanic peers in Michigan.

At four-year institutions, Hispanics' graduation rate was **10%-points lower** than that of their White non-Hispanic peers in Michigan.

TWO-YEAR INSTITUTIONS



FOUR-YEAR INSTITUTIONS



*Percentages may not add up to 100% due to rounding.

NOTE: Outcomes shown are for students at two-year institutions who started in Fall 2018, and for students at four-year institutions who started in Fall 2015.

Source: *Excelencia in Education* analysis using the U.S. Department of Education, National Center for Education Statistics (NCES), Integrated Postsecondary Education Data System, 2021 Graduation Rates Survey and the Institutional Characteristics Survey.

Examples of What Works for Latino Students

There are institutions showing success in enrolling, retaining, and graduating Latino students. The following are examples of programs across the country with evidence of effectiveness in serving Latino students nominated for Examples of *Excelencia*.

The mission of West Michigan Hispanic Chamber of Commerce's **Building Bridges Through Education (BBTE)** is to help grow a dynamic and inclusive workforce in West Michigan and impact the workplace by cultivating a Latino talent pipeline. BBTE is an education and workforce development program with a goal to prepare and connect high potential Latino college students with the tools and opportunities to reach their career goals while educating and encouraging businesses to invest in their communities by creating job and internship opportunities. BBTE is grounded as a collective impact initiative that partners with Michigan industry-leading partners and Michigan colleges and universities. BBTE supports pathways to success for future leaders by providing coaching to Latino college students. Face-to-face and online, their collective effort serves all majors, developing career-ready characteristics and sparking leadership in all Michigan colleges & universities. The program fosters success and builds upon the skills and assets of Latino talent that promote candidacy for career placement. Students in the program live as everyday examples of leadership principles and skills they have gained from education, lived experiences, and BBTE's experiential

programming. Additionally, BBTE's signature Get Focused events were designed by BBTE Interns to focus on early career readiness and placement with an average attendance of 130 students and hiring managers. Finally, in response to the need to support students in resume writing and job interviews, BBTE launched the BBTE Fellowship, where students from colleges and universities across Michigan gain skills in emotional intelligence, online branding, and design thinking.

In 2019, BBTE launched a soft pilot of internship placements that provided coaching and mentoring from the initial application to the end of the internship. Of those initial six participants, 100% successfully completed the internship and 67% were offered continuing employment (part-time jobs or full-time positions). Data analysis in January of 2020 showed BBTE serving 160 students statewide and working with 52 (33%) to find internship/job placement. Of the 100 applications submitted, 27% were offered interviews and 6% received employment offers. Placements have been greatly impacted by the pandemic, but BBTE continued with virtual programming and by the end of 2020 doubled the number of students served to 300.

For more information on institutional programs improving Latino student success in higher education, access *Excelencia in Education's Growing What Works* database at <http://www.edexcelencia.org/growing-what-works>