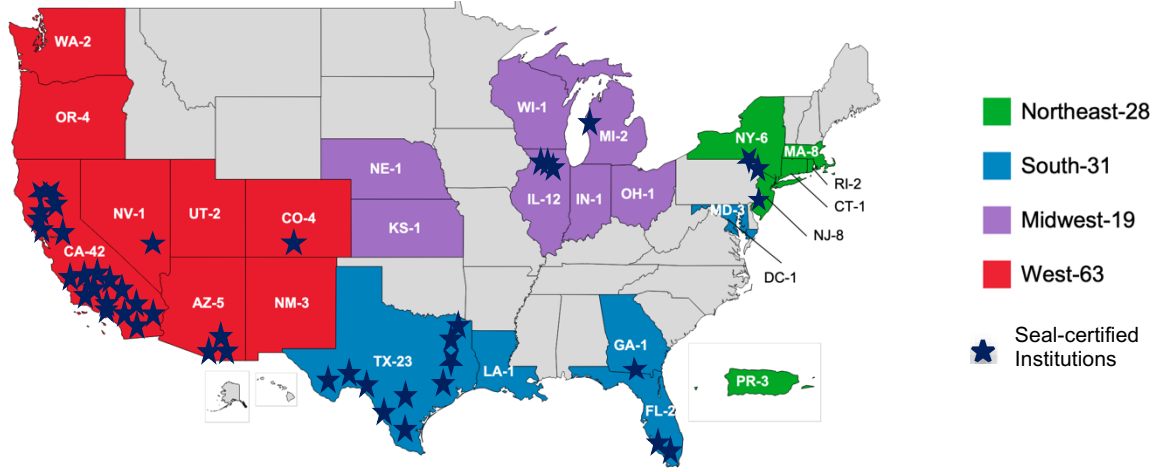


Excelencia in Action (E-Action) is a network of more than [141](#)<sup>1</sup> postsecondary leaders from 25 states, Washington, D.C., and Puerto Rico committed to a collective goal with *Excelencia* in Education of Ensuring America's Future by making our country stronger with the talents, skills, and contributions of Latino college graduates.

**The E-Action network represented only 5% of colleges/universities yet enrolled 26% and graduated 29% of all Latino students.**

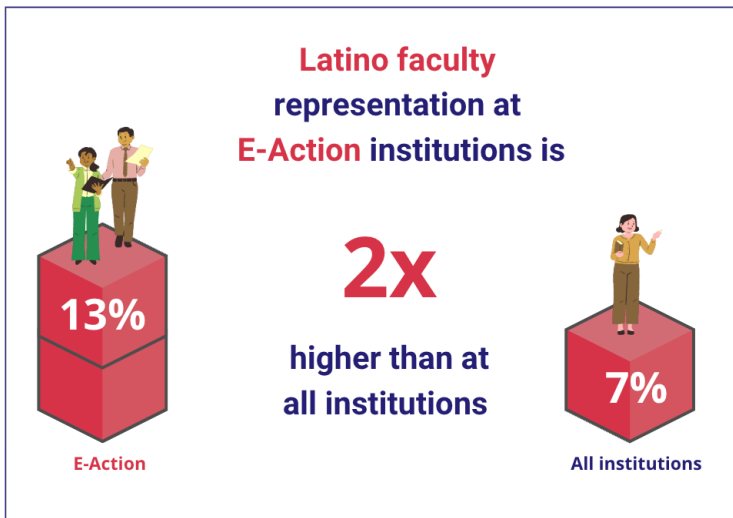
Currently, most colleges and universities in the E-Action network are:

- **Hispanic-Serving Institutions (HSIs).** About 82% are HSIs, 11% are Emerging HSIs (eHSIs), 8% are neither.
- **Public institutions.** Over 84% are public institutions, and the others (16%) are private 4-year institutions.
- **In the South and West regions.** Almost two-third are in the South (22%) and West (45%).
- **Working to be Seal of Excelencia certified.** 45 are nationally certified for intentionally serving Latinos, and all.

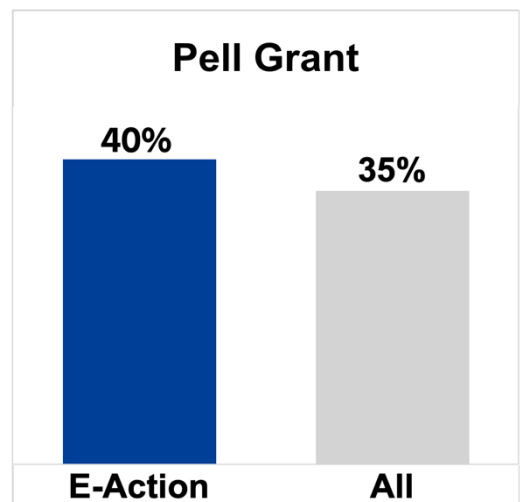


**Comparing the E-Action network to all institutions:**

- **Retention rates are higher.** About 79% of full-time and 47% of part-time students were retained, compared to 78% and 45%, respectively, at all institutions.
- **Latino faculty representation is twice as high.**
- **Students are more likely to receive Pell Grants** and **less likely to receive federal student loans** or total grant aid.<sup>2</sup>



**Pell Grant Recipients at E-Action and All Institutions, 2024-25**



<sup>1</sup> Includes one system heads.

<sup>2</sup> Grant or scholarship aid includes aid received from federal, state and/or local government, the institution, and other sources known by the institution.



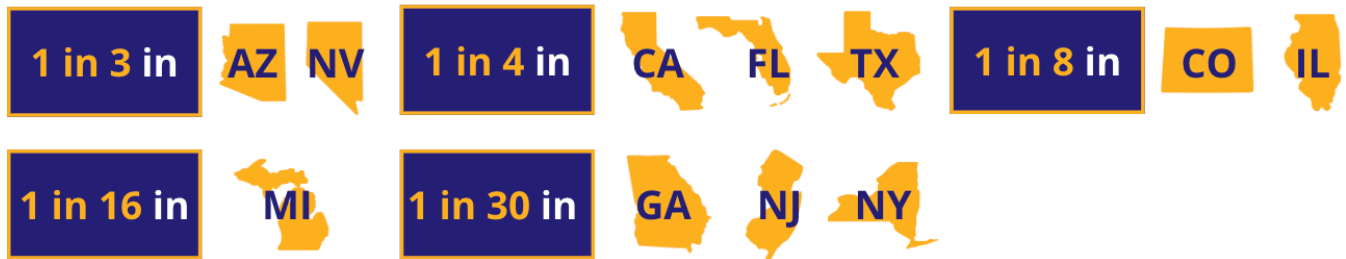
## Seal of Excelencia Seal-certified Spring 2026 Profile

The Seal of *Excelencia* is a national certification for colleges and universities demonstrating positive momentum and intentionality in SERVING Latino students. The certification is valid for three years. [As of March 2026, 45 institutions have earned the Seal of Excelencia.](#) Of these, 8 institutions from the 2019 inaugural cohort have been recertified twice and are now Intentionally Thriving Institutions demonstrating intentionality and impact for their students beyond completion by preparing and connecting them to the workforce. These institutions are continuing their journey to innovate policies and practices to more intentionally serve Latino, and all, students.

**Seal of *Excelencia* certified institutions represented less than 1% of colleges/universities yet enrolled 15% and graduated 17% of all Latino students.**


- **The Seal-certified institutions are located in 11 states.** Two states enroll 1 in 3 Latino undergraduates, three states enroll 1 in 4, two states enroll 1 in 8, and a significant concentration are in the other four states.

### Of Latino students, Seal-certified institutions enroll:

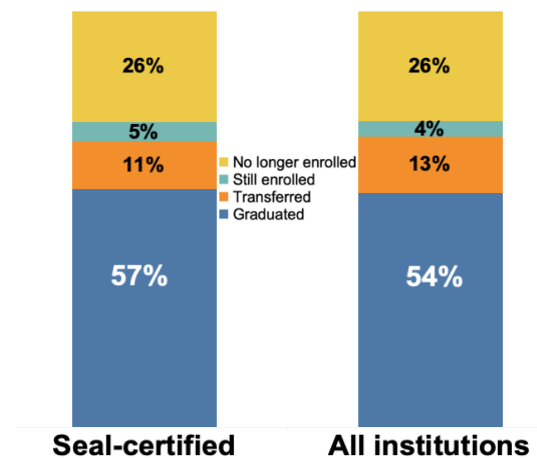


### Among Seal-certified institutions:

- Undergraduates have **higher retention rates** than students at all institutions. About 81% of full-time and 52% of part-time students were retained, compared to 78% and 45%, respectively, at all institutions.
- Undergraduates are **more likely to receive Pell Grants** and **less likely to receive federal student loans**. About 44% of students received Pell Grants compared to 35% nationally, 22% received federal student loans compared to 30% nationally.
- Latino **faculty representation is almost three times higher** than at all institutions.
- Latinos' **degree outcomes are better** than at all institutions.



### Degree Outcomes of Latino Students 2024-25



\* Percentages may not add up to 100% due to rounding

**Source:** *Excelencia* in Education analysis of U.S. Department of Education, National Center for Education Statistics (NCES), Integrated Postsecondary Education Data System (IPEDS), 2024 Fall Enrollment, Retention, Student Financial Aid and Net Price, Graduation Rates, Completions, Fall Staff and Institutional Characteristics Surveys.

**Note:** Institutions in this analysis are defined as Title IV participating degree-granting public and private, non-profit institutions. Some institutions may not have IPEDS data available for the relevant year.